

ABOUT TIMES-7

Pushing the boundaries of RFID technology worldwide Times-7 are leaders in RFID antenna design and manufacture. Our patented award winning UHF antennas meet the needs of virtually any industry application; providing customers with fast accurate tracking of products, assets & people; empowering organisations to transform processes & reduce costs.

Our SlimLine range of antennas are unique in the RFID industry; offering high levels of performance & durability in an aesthetically superior form.

Proven in a diverse & growing range of markets, applications include: retail & customer interaction, conference & people tracking, race timing, baggage handling, and logistic & supply chain asset management.

Times-7
29 Railway Avenue
Lower Hutt 5010
New Zealand
P: +64 4 569 1500

APAC
P: +64 4 974 6566

AMERICAS
P: +1 408 769 5025

E: info@times-7.com

www.times-7.com



The SlimLine A6034S

Up to 9m / 29 ft. read range

Just 12 mm / 0.5 in. thick

High performance & rugged design

Suitable for indoor/outdoor use
& industrial applications

Part of the SlimLine range of multi-purpose antennas, the A6034S is an ultra-low profile high performance circular polarised flat panel antenna. With a read range of up to 9m / 29ft. and utilising a narrow even beam, the A6034S provides for a highly accurate read zone. The rugged design of the A6034S makes it suitable for a range of indoor / outdoor RFID deployments, including industrial applications.

Specifications

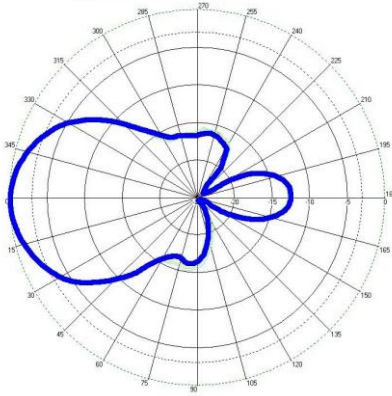
Physical / Environmental Specifications

| | |
|----------------------------------|---|
| Dimensions (LxWxD): | 394 mm x 394 mm x 12 mm 15.5 in. x 15.5 in. x 0.5 in. |
| Weight: | 1.75kg / 3.8 lbs. |
| Radome Material: | Fire retardant Kydex |
| Environmental Rating: | IP65 |
| Operating / Storage Temperature: | -20° to +55°C / -30° to +65°C -4° to +131°F / -22° to +149°F |
| Mounting: | Integrated mounting holes / no accessory req. |
| Connector type / position: | SMA female side fly lead (300mm / 1ft) |
| Cable: | 2m SMA to RPTNC (included) |

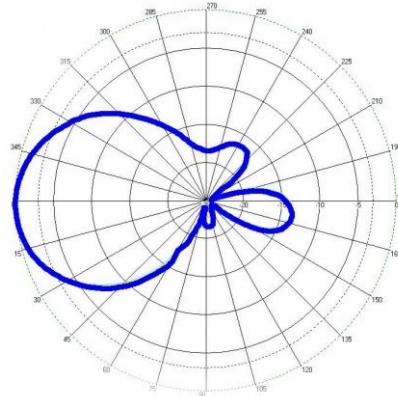
Electrical Specifications

| | |
|--------------------------------------|-------------------------------|
| Frequency Range: | 864 – 869 MHz / 902 – 928 MHz |
| Polarisation: | Circular |
| Far-field Gain: | 9dBic |
| Far-field 3dB beamwidth: | 50° in both planes |
| Typical VSWR across frequency range: | < 1.4:1 |
| Front to back ratio: | 13dB |
| Axial Ratio: | <2dB at boresight |
| Nominal Impedance: | 50 Ω |
| Anti-static protection: | Yes |
| Maximum Input Power: | 6 W |

E-field elevation & Azimuth Patterns



Vertical




Horizontal

Ordering Information (please quote both product code & part no.)

| Product Code | Band | Part No. |
|------------------------|------------------|----------|
| A6034S | ETSI 864-869 MHz | 71002 |
| A6034S | FCC 902-928 MHz | 71003 |
| Cable 4m, SMA to RPTNC | | 71437 |
| Cable 8m, SMA to RPTNC | | 71438 |

Applications

- High performance RFID applications where long / highly accurate read zones are required
- Space constrained / Customer facing environments
- All-weather rugged design suitable for industrial applications



Times-7 HQ
29 Railway Avenue
Lower Hutt 5010
New Zealand
P: +64 4 569 1500

APAC
P: +64 4 974 6566

Times-7 USA
21060 Homestead Road
Cupertino, CA
95014

AMERICAS
P: +1 408 769 5025

E: info@times-7.com

www.times-7.com

The technical data contained in this publication is not a guarantee for which Times-7 Research Ltd assumes legal accountability. It is indicative of typical performance, and if required should be relied on for specific applications only after due verification.

All technical data, specifications and other information contained herein are deemed to be the proprietary intellectual property of Times-7 Research Ltd. No reproduction, copy or use thereof may be made without the express written consent of Times-7 Research Ltd.